

LED SLIM PIT LIGHT STAND

LED Slim Pit Light Stand USER MANUAL

SAFETY INFORMATION

• Keep this product out of reach of children. • This product is designed only for R/C car model use. It is not suitable for any other purpose. • Never leave this product unattended while it is connected to a power source. • Make sure all cables are in good condition and securely fastened. • Do not connect in reverse polarity. • To prevent short-circuits, please make sure that all cables and connectors are properly insulated. • Keep this product away from water, oil, fuel or other conductive liquids.

FEATURES

- Ultra Slim Design
- Folder Type Full Aluminum Body
- Super Lightweight
- Part Tray Type Stand
- 48pcs High Intensity LED
- Brightness Adjustable On/Off Power Switch
- Wide Range Input Power (DC 7.2~13V)
- Low Power Consumption


SPECIFICATIONS

Model Name	LED Slim Pit Light Stand
Dimensions	22 x 355 x 30mm
Weight	380g
Input power voltage	7.2 ~ 13V
LED	48pcs High Intensity LED
Case	Full Aluminum case
Stand	Part Tray type
Power switch	Brightness Adjustable On/Off Power Switch


How to Used




1. Connect the power cable to the power.
(DC 7.2 ~ 13V)





2. Press the power button to turn on the LED lamp.



3. Press the power button to turn off the LED lamp.



4. Press and hold the power button while a LED turned on, it can be adjust brightness repeatedly.
※ If the LED lamp does not turn on when you press the power button, please press and hold the button.



Please tighten the screws if the product is not fixed.

WARRANTY

Parts for defects and flaws of this product, please ask your dealer or distributor you purchased along with the receipt within 120 days from the date of original purchase. The maximum amount of the above warranty, failure or defect normal wear and tear, incorrect use, due to improper repair or modification can not be guaranteed. This also applies to matters such as the following.

- If you are connected in reverse polarity of the product
- physical damage case
- physical damage of the electronic component and the circuit board (except soldering external) of the circuit board soldering
- Before the product for warranty service, please check how to resolve the problem before and all component parts.
- To obtain warranty service the product, you will need the receipt of the products you have purchased. (If you do not have a receipt, the warranty period not permitted.)
- Please fill in the address and contact details of the defect and the defect or repair or for faster delivery.

- product repair
- If the repair of the product, you will need a receipt at the time of purchase.
- For repair damaged parts, the cost of parts may be associated with each component will be charged.

Much-More Racing Co., Ltd.
127-1, Poong-dong, Ilsan-gu, Gyeonggi-do, 410-842 Korea
Phone +82(31)903-0381 | Fax +82(31)903-0497
www.muchmoreracing.net

Muchmore™
RACING
WORLD CHAMPION R/C PRODUCTS